

Scaled data based on original data using
LM-79-08 Approved Method: Electrical and Photometric Measurements of Solid-
State Lighting Products

Test Report Prepared for
Cooper Lighting Solutions
(formerly Eaton)

Brand: McGRAW-EDISON

Report Number: P385496

Luminaire Tested: **GWC-SA1A-735-U-SLR-HSS**

Issue Date: 3/3/2020

Test Information

Test Method: LM-79-08
Report Number: P385496
TEST IS SCALED FROM IESNA LM-79-08 TEST DATA (G2-1903-205-28)
Test Lab: INNOVATION CENTER
Issue Date: 3/3/2020
Manufacturer: COOPER LIGHTING SOLUTIONS (FORMERLY EATON)
Product Line: MCGRAW-EDISON
Catalog Number: GWC-SA1A-735-U-SLR-HSS
Description: GALLEON WALL LUMINAIRE
(1) 70 CRI, 3500K, 615mA LIGHTSQUARE WITH 16 LEDS AND SPILL LIGHT
ELIMINATOR RIGHT OPTICS WITH HOUSE SIDE SHIELD
Light Source: -
Ballast/Driver: ELECTRONIC DRIVER

Summary

Lumens per Lamp: N/A
Luminaire Lumens: 3465.4 lumens
Efficiency: N/A
Efficacy: 101.9 lumens/watt
Luminous Opening: Rectangular (W 0.5' x L: 0.5' x H: 0')
IES Classification: Type IV - Medium
BUG Rating: B1 - U0 - G1

Input Watts (W): 34
Input Voltage (V): NR
Input Current (Ain): NR
Voltage Rise (V): NR
Power Factor: NR
Total Harmonic Distortion (THDi): NR
Frequency (hertz): 60
Stabilization Time: NR
Operation Time: NR
Ambient Temperature (°C): NR
Test Distance: 24 FT

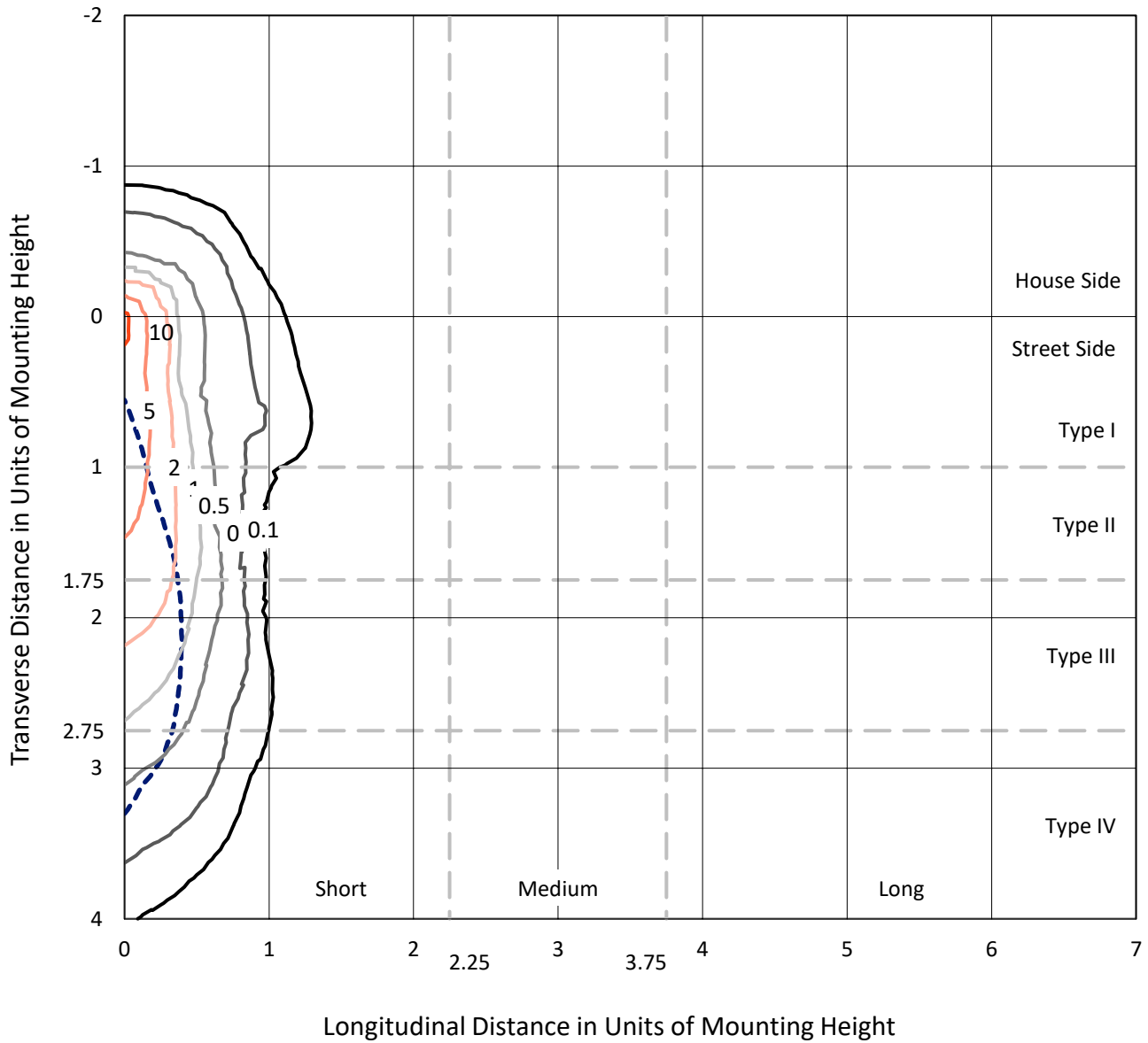




REPORT NUMBER: P385496
 CATALOG NUMBER: GWC-SA1A-735-U-SLR-HSS

Iso-Footcandle Lines of Horizontal Illumination

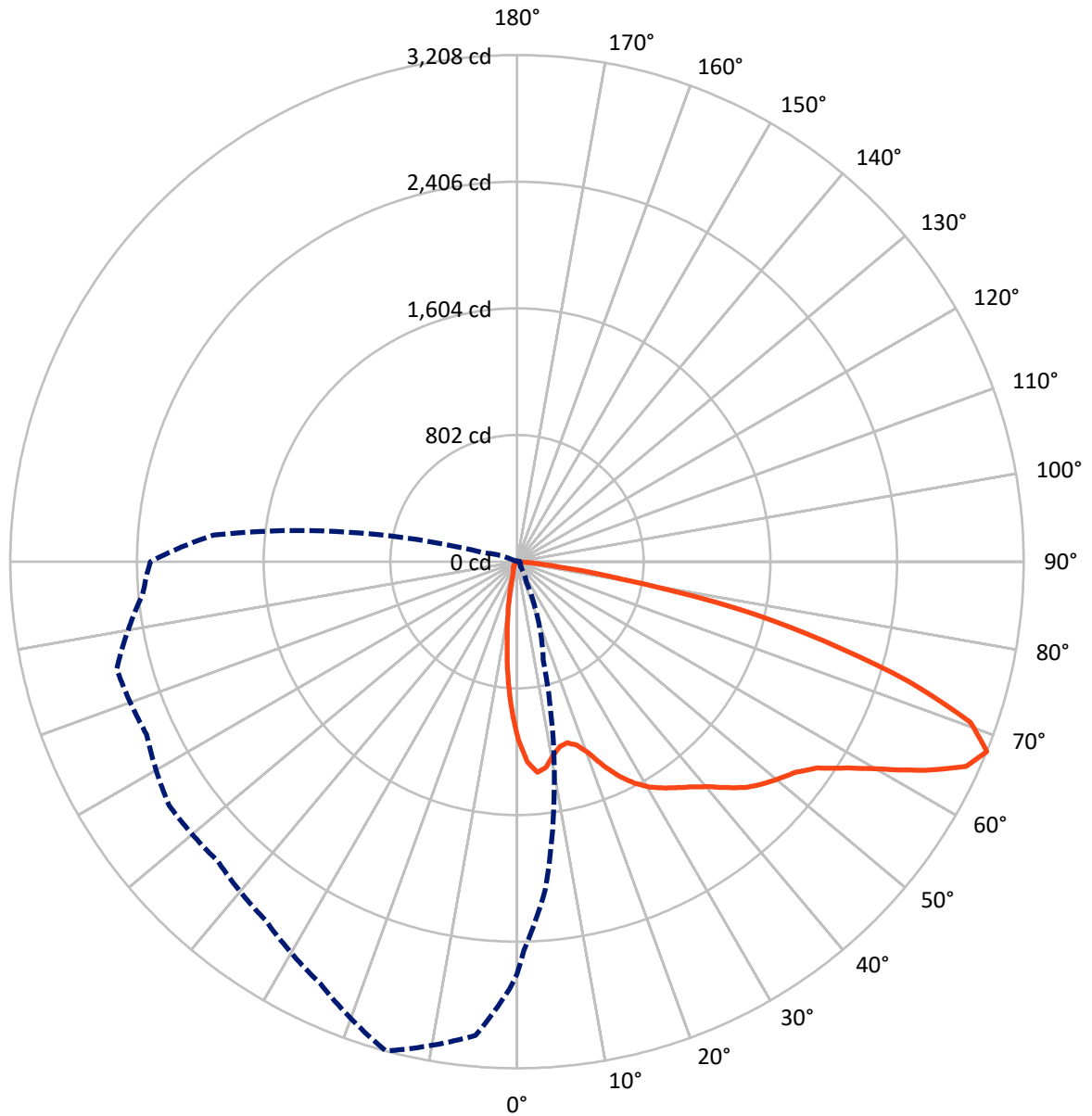
× Max cd
 - - - 1/2 Max cd



Based on 10 foot mounting height. Maximum calculated value = 11.3 fc
 Type IV - Medium - N/A

REPORT NUMBER: P385496
CATALOG NUMBER: GWC-SA1A-735-U-SLR-HSS

Luminous Intensity Polar Plot



— Vertical Plane Through 345-Deg Lateral - - - Horizontal Cone Through 67.5-Deg Vertical



REPORT NUMBER: P385496
 CATALOG NUMBER: GWC-SA1A-735-U-SLR-HSS

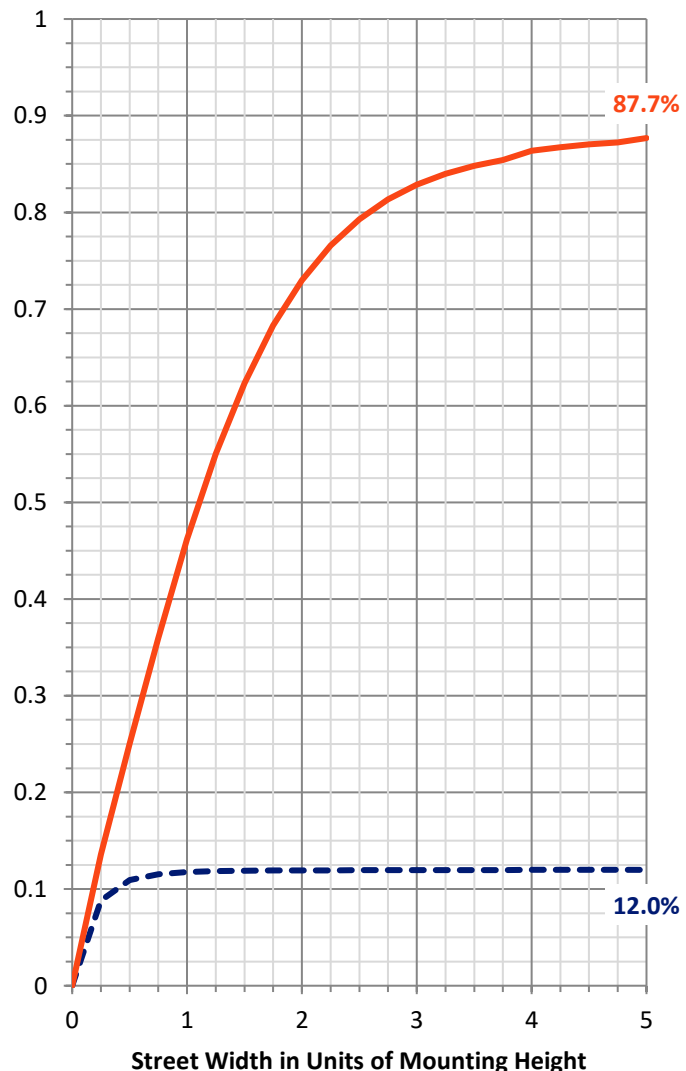
FLUX DISTRIBUTION:

		Downward	Upward	Total
House Side	Lumens	419.4	0.0	419.4
	% Fixture	12.1	0.0	12.1
Street Side	Lumens	3046.0	0.0	3046.0
	% Fixture	87.9	0.0	87.9
Total	Lumens	3465.4	0.0	3465.4
	% Fixture	100.0	0.0	100.0

Coefficient of Utilization

ZONAL LUMENS:

Zone	Lumens	% Fixture
0°-10°	86.6	2.5
10°-20°	172.5	5.0
20°-30°	244.9	7.1
30°-40°	361.7	10.4
40°-50°	521.7	15.1
50°-60°	732.3	21.1
60°-70°	853.6	24.6
70°-80°	436.4	12.6
80°-90°	55.7	1.6
90°-100°	0.0	0.0
100°-110°	0.0	0.0
110°-120°	0.0	0.0
120°-130°	0.0	0.0
130°-140°	0.0	0.0
140°-150°	0.0	0.0
150°-160°	0.0	0.0
160°-170°	0.0	0.0
170°-180°	0.0	0.0
0°-90°	3465.4	100.0
0°-180°	3465.4	100.0



REPORT NUMBER: P385496

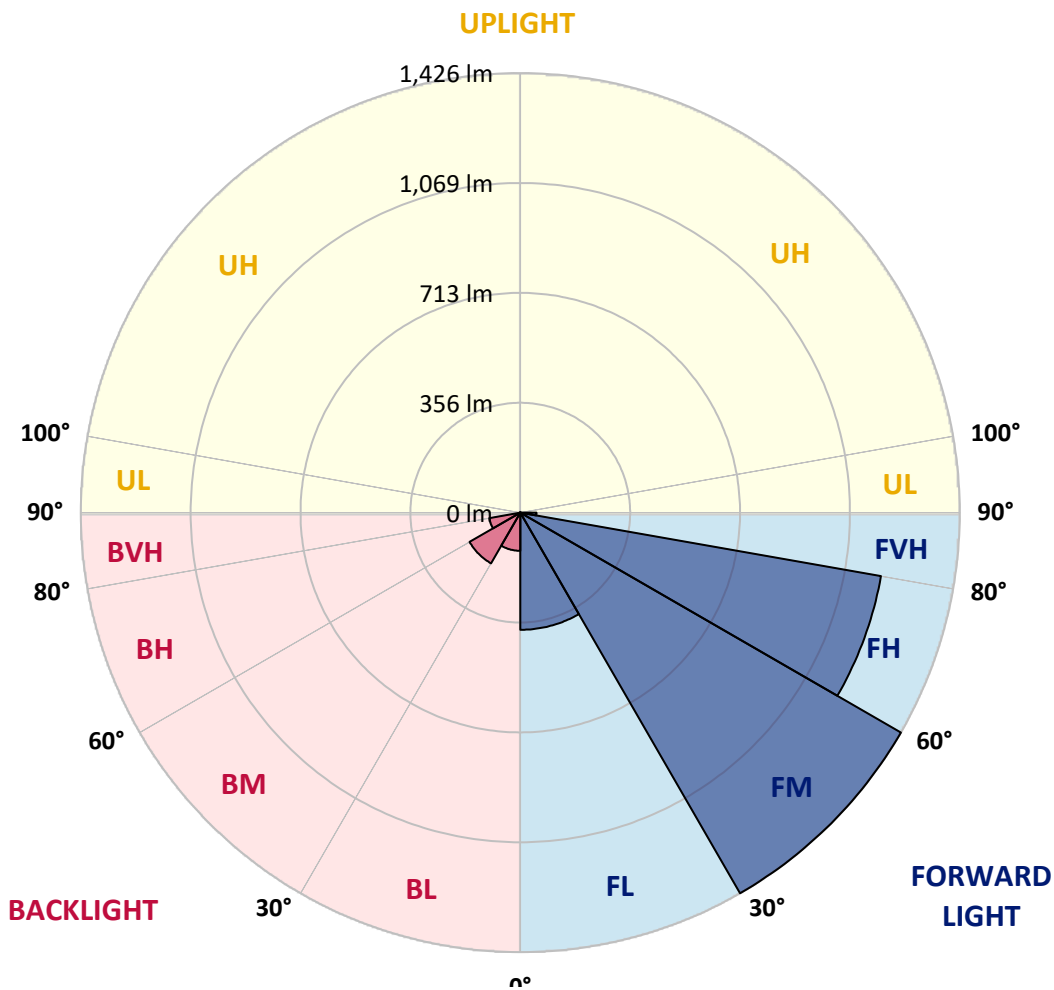
CATALOG NUMBER: GWC-SA1A-735-U-SLR-HSS

LUMINAIRE CLASSIFICATION SYSTEM LUMEN TABLE AND BUG RATING:

Zone	Lumens	% Fixture	Zone Rating/Lumen Limit		
			B	U	G
FL (0°-30°)	380.1	11.0			
FM (30°-60°)	1425.7	41.1			
FH (60°-80°)	1187.8	34.3			G1/1800
FVH (80°-90°)	52.3	1.5			G1/100
BL (0°-30°)	123.9	3.6	B1/500		
BM (30°-60°)	189.9	5.5	B0/220		
BH (60°-80°)	102.2	2.9	B0/110		G0/110
BVH (80°-90°)	3.4	0.1			G0/10
UL (90°-100°)	0.0	0.0		U0/0	
UH (100°-180°)	0.0	0.0		U0/0	

BUG Rating: B1-U0-G1

Type IV Medium





REPORT NUMBER: P385496

CATALOG NUMBER: GWC-SA1A-735-U-SLR-HSS

CANDELA DISTRIBUTION (FULL):

	0°	1°	5°	15°	25°	35°	45°	55°	65°	75°	85°
0°	1128.9	1128.9	1128.9	1128.9	1128.9	1128.9	1128.9	1128.9	1128.9	1128.9	1128.9
2.5°	1236.1	1226.6	1216.0	1181.8	1149.9	1113.5	1083.7	1063.0	1037.1	1003.5	994.9
5°	1227.2	1217.0	1184.0	1107.6	1040.8	975.8	913.1	876.4	830.7	784.4	772.9
7.5°	1138.1	1127.4	1079.7	975.2	885.2	791.3	709.9	659.5	608.0	565.6	543.1
10°	1045.3	1033.6	980.1	853.3	742.4	657.5	597.7	549.6	500.9	455.6	419.4
12.5°	981.4	966.2	908.0	764.2	667.7	610.0	554.2	496.7	430.6	382.1	342.3
15°	954.7	937.2	875.9	729.9	641.2	573.6	500.9	430.1	352.8	297.1	260.7
17.5°	975.4	952.7	886.9	727.7	608.1	516.0	424.0	341.0	257.1	200.7	174.8
20°	1045.6	1015.9	932.3	727.0	567.9	447.5	330.9	237.1	169.5	136.3	122.6
22.5°	1156.3	1117.0	997.6	732.3	526.3	375.7	239.1	161.0	127.2	110.0	101.9
25°	1289.9	1244.4	1091.8	750.8	489.9	305.7	173.7	127.2	107.4	94.7	88.0
27.5°	1417.0	1380.1	1210.6	777.5	461.6	249.2	141.0	107.8	91.8	83.4	78.0
30°	1543.9	1497.4	1332.6	809.4	427.7	211.0	123.9	98.4	82.3	73.4	69.9
32.5°	1636.1	1597.5	1428.2	832.4	391.4	186.0	110.8	90.0	76.8	67.8	62.8
35°	1744.6	1701.0	1510.1	837.5	368.1	170.2	99.7	81.0	66.7	58.6	53.2
37.5°	1861.9	1807.6	1604.7	826.3	349.8	162.5	91.3	76.8	62.2	54.0	48.3
40°	1991.6	1930.2	1695.4	810.2	332.0	159.9	84.9	73.7	58.8	50.4	44.5
42.5°	2128.2	2055.8	1774.0	793.3	320.6	150.9	84.3	70.5	56.2	47.2	41.2
45°	2242.9	2169.5	1854.8	787.7	312.6	141.0	87.0	68.5	54.3	44.5	38.7
47.5°	2334.4	2265.0	1937.6	800.2	308.0	132.0	79.3	71.2	53.4	42.2	36.6
50°	2443.6	2364.9	2054.2	837.5	301.3	123.0	71.8	81.6	53.4	40.7	34.9
52.5°	2580.5	2502.6	2184.2	895.2	287.8	110.5	64.5	81.7	53.8	38.7	32.5
55°	2752.7	2696.2	2369.8	958.7	266.3	92.1	55.8	70.3	51.9	35.1	30.3
57.5°	2917.9	2871.7	2539.1	1002.0	237.6	71.9	48.6	56.6	47.4	30.9	27.1
59°	2963.0	2912.6	2601.2	1003.9	216.1	62.8	45.0	46.8	46.5	28.9	25.1
60°	2963.0	2909.5	2619.0	993.4	200.5	57.6	42.6	41.7	48.5	27.6	24.0
62.5°	2909.3	2834.2	2561.0	922.3	163.5	49.1	37.3	34.5	43.5	24.8	21.1
65°	2797.7	2688.2	2363.0	793.8	145.8	45.0	32.2	28.3	30.2	21.8	18.5
67.5°	2611.5	2463.1	2077.5	641.2	138.7	43.9	27.7	24.0	22.8	18.7	16.3
70°	2283.7	2119.0	1730.8	504.2	132.6	43.3	23.3	20.2	18.4	15.8	13.8
72.5°	1662.1	1490.3	1228.8	394.2	129.1	44.3	18.7	16.9	15.1	12.3	10.7
75°	950.8	838.3	690.6	260.4	110.0	42.4	14.5	14.1	10.8	8.8	7.4
77.5°	491.2	476.3	413.9	100.0	52.7	18.5	9.5	8.2	6.4	5.4	4.4
80°	211.9	209.7	181.4	28.9	14.0	10.3	5.4	3.5	2.9	2.3	1.8
82.5°	73.2	73.2	64.5	9.7	6.2	5.1	0.7	0.0	0.0	0.0	0.0
85°	14.7	16.6	11.6	0.0	2.2	0.0	0.0	0.0	0.0	0.0	0.0
87.5°	0.0	0.0	0.0	0.0	0.0	0.0	0.0	0.0	0.0	0.0	0.0
90°	0.0	0.0	0.0	0.0	0.0	0.0	0.0	0.0	0.0	0.0	0.0



REPORT NUMBER: P385496
 CATALOG NUMBER: GWC-SA1A-735-U-SLR-HSS

CANDELA DISTRIBUTION (continued):

	90°	95°	105°	115°	125°	135°	145°	155°	165°	175°	180°
0°	1128.9	1128.9	1128.9	1128.9	1128.9	1128.9	1128.9	1128.9	1128.9	1128.9	1128.9
2.5°	984.6	964.7	963.3	950.9	935.3	928.2	924.2	931.3	940.2	941.2	954.5
5°	764.2	743.3	752.1	729.9	734.3	729.9	722.7	724.0	727.9	715.6	730.9
7.5°	536.7	520.9	530.9	525.0	532.9	536.0	531.6	525.0	505.7	503.3	516.7
10°	404.5	386.7	375.9	364.8	367.2	372.4	370.7	366.0	353.6	354.2	367.1
12.5°	325.0	305.0	283.9	256.5	249.7	253.4	249.7	246.9	235.1	236.1	247.4
15°	246.6	230.2	208.0	186.0	174.1	175.2	164.7	157.3	149.9	141.0	148.0
17.5°	166.5	156.5	149.9	143.4	129.1	125.8	112.4	98.2	92.6	88.5	91.4
20°	117.9	112.4	109.8	109.5	101.3	97.2	84.3	75.3	72.5	71.8	73.6
22.5°	98.5	94.6	90.7	88.7	84.5	79.8	69.9	65.5	63.5	62.6	63.9
25°	85.7	82.8	78.8	75.2	73.6	68.5	61.4	58.1	56.8	55.8	56.5
27.5°	76.2	73.6	69.0	66.7	65.4	60.9	54.9	52.2	51.1	50.7	50.5
30°	68.7	66.1	61.9	59.3	56.9	53.0	49.4	46.8	45.7	45.3	45.0
32.5°	61.1	59.1	56.3	53.6	51.2	47.6	44.5	42.4	40.6	40.2	40.0
35°	51.6	49.6	48.1	47.9	45.7	42.2	39.9	37.1	35.6	35.1	35.3
37.5°	45.8	43.2	39.9	41.1	40.4	38.0	34.9	32.0	30.5	30.2	30.2
40°	42.2	39.4	35.6	33.6	35.6	35.1	30.2	27.4	25.9	25.7	25.5
42.5°	38.7	36.0	31.7	28.4	29.4	30.9	26.1	23.5	22.0	21.7	21.1
45°	36.3	33.3	28.6	24.8	22.8	25.9	22.4	19.1	18.2	17.6	17.3
47.5°	34.0	31.2	25.7	21.5	18.2	18.7	17.8	15.6	14.7	14.0	13.8
50°	32.0	29.0	23.3	18.4	15.1	13.8	14.5	12.3	11.5	10.8	10.5
52.5°	29.7	27.0	20.7	16.0	12.7	10.8	11.0	9.7	8.8	8.4	8.2
55°	27.9	25.1	18.5	14.0	11.2	8.8	7.9	7.5	7.0	6.8	6.6
57.5°	25.5	22.8	16.4	11.8	9.5	7.2	6.1	6.1	5.9	5.5	5.4
59°	24.0	21.7	15.1	10.7	8.7	6.2	5.4	5.5	5.4	5.1	4.9
60°	22.8	20.7	14.1	9.9	8.2	5.7	4.9	5.3	5.1	4.8	4.6
62.5°	20.2	18.7	12.1	8.2	7.2	4.6	4.1	4.4	4.4	4.2	4.1
65°	17.8	16.1	10.3	6.9	6.8	3.9	3.3	3.9	4.1	3.8	3.5
67.5°	15.4	13.8	9.0	5.5	6.2	3.1	2.4	3.3	4.4	3.5	3.1
70°	13.2	11.5	7.0	4.4	6.6	2.2	2.0	2.9	5.3	3.8	2.9
72.5°	10.1	8.8	4.9	3.3	7.0	1.5	1.5	2.4	5.9	4.1	2.8
75°	7.0	5.7	2.9	2.0	5.7	0.9	0.9	2.3	5.5	3.8	2.6
77.5°	4.1	3.1	0.9	0.2	2.9	0.0	0.2	1.6	3.9	2.3	1.1
80°	1.5	0.7	0.0	0.0	1.8	0.0	0.0	0.0	0.3	0.0	0.0
82.5°	0.0	0.0	0.0	0.0	0.0	0.0	0.0	0.0	0.0	0.0	0.0
85°	0.0	0.0	0.0	0.0	0.0	0.0	0.0	0.0	0.0	0.0	0.0
87.5°	0.0	0.0	0.0	0.0	0.0	0.0	0.0	0.0	0.0	0.0	0.0
90°	0.0	0.0	0.0	0.0	0.0	0.0	0.0	0.0	0.0	0.0	0.0



REPORT NUMBER: P385496
 CATALOG NUMBER: GWC-SA1A-735-U-SLR-HSS

CANDELA DISTRIBUTION (continued):

	185°	195°	205°	215°	225°	235°	245°	255°	265°	270°	275°
0°	1128.9	1128.9	1128.9	1128.9	1128.9	1128.9	1128.9	1128.9	1128.9	1128.9	1128.9
2.5°	958.0	980.1	1000.0	1030.0	1065.6	1106.7	1142.0	1179.9	1215.6	1230.3	1240.5
5°	734.0	761.5	793.4	837.7	896.4	968.8	1036.6	1113.3	1195.7	1236.9	1275.6
7.5°	518.9	546.8	586.6	633.5	704.6	790.8	879.5	985.3	1097.0	1162.2	1226.4
10°	373.1	407.5	444.6	508.8	581.0	662.7	754.1	872.2	996.7	1068.9	1146.2
12.5°	254.0	293.1	349.2	421.1	506.0	586.1	665.4	778.2	922.7	994.3	1077.1
15°	152.4	174.1	233.4	316.7	420.8	520.6	607.4	720.5	874.6	962.2	1048.5
17.5°	93.9	103.9	136.3	204.6	313.9	440.1	559.1	701.0	881.4	988.1	1080.4
20°	74.9	78.8	89.1	120.8	208.0	351.5	504.8	697.1	937.8	1069.1	1168.1
22.5°	65.0	68.8	75.7	87.8	130.9	263.1	453.3	700.7	1018.5	1190.4	1306.0
25°	57.3	60.6	67.2	77.1	95.9	185.3	398.1	716.8	1123.8	1341.0	1463.8
27.5°	51.2	54.0	60.1	69.3	82.3	129.4	335.6	736.3	1248.5	1495.0	1616.1
30°	45.7	48.1	53.5	62.1	71.4	99.5	267.0	749.6	1373.5	1616.1	1725.0
32.5°	40.9	42.6	47.6	54.9	62.1	79.3	202.9	747.5	1466.2	1716.9	1803.3
35°	36.0	37.8	42.0	48.3	54.0	65.5	159.6	707.6	1547.0	1821.5	1892.9
37.5°	30.5	32.9	36.9	42.6	46.5	57.6	129.1	659.5	1628.9	1941.0	1992.9
40°	25.9	28.3	31.8	38.0	40.4	54.7	99.2	600.8	1721.1	2074.7	2102.6
42.5°	21.5	23.7	27.4	32.7	38.0	47.2	73.4	533.9	1809.6	2188.9	2202.5
45°	17.4	19.5	23.5	28.7	40.7	39.1	56.8	462.2	1880.9	2283.9	2288.5
47.5°	13.8	15.8	19.8	27.1	38.0	31.2	40.6	405.8	1940.9	2358.2	2346.5
50°	10.7	12.3	16.6	31.0	33.2	25.7	30.7	387.1	1994.5	2404.2	2373.9
52.5°	8.4	9.9	13.6	29.0	25.7	21.3	25.7	404.7	2068.1	2442.2	2389.3
55°	6.8	8.2	10.7	16.6	17.6	18.0	22.0	421.1	2195.0	2531.6	2480.5
57.5°	5.5	7.0	8.7	11.6	13.3	15.3	19.5	422.9	2344.5	2680.0	2631.7
59°	5.1	6.4	7.9	10.3	11.6	14.0	18.4	413.1	2397.2	2734.0	2709.9
60°	4.8	6.1	7.4	9.5	10.8	13.2	17.8	403.7	2399.6	2732.0	2743.2
62.5°	4.1	5.4	6.6	8.1	9.2	11.2	16.0	369.1	2302.4	2642.5	2723.1
65°	3.6	4.8	5.9	6.9	7.9	10.1	14.5	305.9	2136.4	2498.2	2586.1
67.5°	3.3	4.1	5.4	6.1	7.0	8.8	12.8	218.0	1929.0	2321.7	2378.7
70°	2.9	3.9	4.9	5.5	6.4	7.7	11.0	125.2	1628.9	2063.3	2103.9
72.5°	2.8	3.8	4.4	5.3	5.7	6.9	10.1	58.9	1192.7	1652.9	1758.8
75°	2.4	3.5	4.1	4.9	5.4	6.2	8.5	28.3	793.3	1196.1	1316.5
77.5°	1.5	2.8	3.8	4.4	4.8	5.4	7.0	16.3	506.3	827.9	975.2
80°	0.0	0.9	2.8	3.8	4.1	4.6	5.4	12.8	270.9	473.0	567.7
82.5°	0.0	0.0	2.0	2.9	2.8	3.1	4.1	8.1	122.1	309.2	348.4
85°	0.0	0.0	0.7	2.3	2.0	1.5	2.8	2.8	26.8	156.5	195.2
87.5°	0.0	0.0	0.0	0.2	0.9	0.7	1.1	0.3	0.2	11.6	47.3
90°	0.0	0.0	0.0	0.0	0.0	0.0	0.0	0.0	0.0	0.0	0.0



REPORT NUMBER: P385496

CATALOG NUMBER: GWC-SA1A-735-U-SLR-HSS

CANDELA DISTRIBUTION (continued):

	285°	295°	305°	315°	325°	335°	345°	355°	359°	360°
0°	1128.9	1128.9	1128.9	1128.9	1128.9	1128.9	1128.9	1128.9	1128.9	1128.9
2.5°	1276.1	1288.3	1308.8	1318.4	1313.7	1293.5	1269.4	1244.8	1230.3	1236.1
5°	1354.6	1417.2	1453.2	1465.3	1445.3	1399.9	1340.6	1262.5	1234.7	1227.2
7.5°	1354.6	1472.3	1546.8	1560.0	1515.3	1426.5	1315.3	1193.4	1152.8	1138.1
10°	1307.0	1467.2	1571.1	1592.0	1529.6	1396.8	1247.9	1108.7	1060.6	1045.3
12.5°	1253.3	1425.8	1535.3	1564.1	1512.9	1367.2	1201.1	1051.4	994.7	981.4
15°	1220.3	1375.0	1465.5	1486.4	1464.8	1350.0	1189.9	1034.1	967.5	954.7
17.5°	1232.1	1335.5	1368.2	1380.3	1395.0	1343.9	1220.3	1071.8	987.5	975.4
20°	1276.6	1294.0	1277.1	1292.4	1331.8	1349.8	1292.7	1163.2	1061.9	1045.6
22.5°	1352.2	1272.5	1225.1	1231.2	1279.1	1369.4	1403.4	1293.5	1176.6	1156.3
25°	1440.1	1289.9	1196.1	1190.8	1240.0	1395.2	1504.4	1435.4	1312.4	1289.9
27.5°	1550.8	1329.0	1190.2	1184.9	1226.4	1419.2	1588.5	1575.6	1455.4	1417.0
30°	1636.1	1367.4	1207.8	1195.4	1240.0	1436.1	1656.1	1694.6	1569.4	1543.9
32.5°	1697.4	1412.8	1236.4	1218.3	1278.4	1464.9	1708.1	1803.6	1674.8	1636.1
35°	1744.0	1462.0	1282.6	1252.8	1331.3	1508.8	1756.9	1919.7	1786.8	1744.6
37.5°	1787.7	1531.1	1354.6	1319.1	1414.2	1579.3	1808.3	2051.4	1912.3	1861.9
40°	1848.6	1609.4	1465.7	1434.2	1553.6	1675.6	1872.7	2188.6	2054.9	1991.6
42.5°	1909.5	1693.4	1579.5	1588.0	1727.5	1792.5	1955.8	2333.7	2195.8	2128.2
45°	1965.1	1780.2	1741.5	1781.0	1888.8	1920.7	2038.4	2417.6	2308.3	2242.9
47.5°	2014.7	1888.5	1902.6	2007.5	2072.4	2036.7	2100.1	2490.1	2392.0	2334.4
50°	2072.4	2028.7	2114.9	2263.3	2283.7	2141.8	2156.3	2575.7	2489.9	2443.6
52.5°	2135.4	2176.5	2350.0	2480.8	2474.3	2255.9	2212.7	2671.7	2624.0	2580.5
55°	2207.0	2295.8	2557.0	2684.4	2678.8	2383.3	2306.3	2790.5	2792.1	2752.7
57.5°	2313.2	2398.6	2697.6	2849.1	2858.4	2530.4	2464.9	2923.4	2944.2	2917.9
59°	2389.3	2465.3	2753.2	2917.9	2955.9	2644.2	2580.8	3000.6	2987.0	2963.0
60°	2445.9	2507.6	2780.8	2953.8	3012.5	2721.3	2666.4	3045.9	2992.1	2963.0
62.5°	2585.6	2599.9	2830.5	2994.5	3077.7	2892.8	2907.0	3123.1	2956.7	2909.3
65°	2650.8	2658.1	2829.8	2921.6	3014.7	3026.2	3125.4	3125.4	2870.6	2797.7
67.5°	2623.4	2587.8	2689.5	2680.0	2772.9	2946.9	3207.5	3010.8	2705.7	2611.5
70°	2401.8	2264.8	2219.6	2223.7	2294.8	2563.2	3045.0	2673.5	2393.9	2283.7
72.5°	1998.5	1669.7	1558.2	1685.4	1704.0	1969.9	2594.9	2013.4	1765.3	1662.1
75°	1607.4	1177.0	995.8	1130.0	1161.6	1441.6	2007.4	1254.0	1031.2	950.8
77.5°	1154.8	844.8	714.5	705.1	745.9	914.3	1424.4	631.1	526.3	491.2
80°	656.1	556.0	598.8	565.0	585.4	571.6	676.7	276.8	226.8	211.9
82.5°	396.0	328.7	355.9	296.4	375.0	326.5	260.7	88.7	77.0	73.2
85°	257.6	179.6	93.6	62.8	129.2	208.6	58.2	24.1	18.5	14.7
87.5°	88.8	45.8	4.6	2.0	13.8	38.9	2.2	0.0	0.0	0.0
90°	0.0	0.0	0.0	0.0	0.0	0.0	0.0	0.0	0.0	0.0

Signify Classified - Internal
Cooper Lighting Solutions Photometric Lab
1121 Highway 74 South
Peachtree City, GA 30269

Scaled Data Report



Report Generated By 670245982

Signify Classified - Internal
Cooper Lighting Solutions Photometric Lab
1121 Highway 74 South
Peachtree City, GA 30269

Scaled Data Report



Signify Classified - Internal
Cooper Lighting Solutions Photometric Lab
1121 Highway 74 South
Peachtree City, GA 30269

Scaled Data Report



Signify Classified - Internal
Cooper Lighting Solutions Photometric Lab
1121 Highway 74 South
Peachtree City, GA 30269

Scaled Data Report



Signify Classified - Internal
Cooper Lighting Solutions Photometric Lab
1121 Highway 74 South
Peachtree City, GA 30269

Scaled Data Report



--- HS — SS

Signify Classified - Internal
Cooper Lighting Solutions Photometric Lab
1121 Highway 74 South
Peachtree City, GA 30269

Scaled Data Report



u

Signify Classified - Internal
Cooper Lighting Solutions Photometric Lab
1121 Highway 74 South
Peachtree City, GA 30269

Scaled Data Report



Signify Classified - Internal
Cooper Lighting Solutions Photometric Lab
1121 Highway 74 South
Peachtree City, GA 30269

Scaled Data Report



Signify Classified - Internal
Cooper Lighting Solutions Photometric Lab
1121 Highway 74 South
Peachtree City, GA 30269

Scaled Data Report



Signify Classified - Internal
Cooper Lighting Solutions Photometric Lab
1121 Highway 74 South
Peachtree City, GA 30269

Scaled Data Report



(END OF REPORT)